Home Buying Board Game

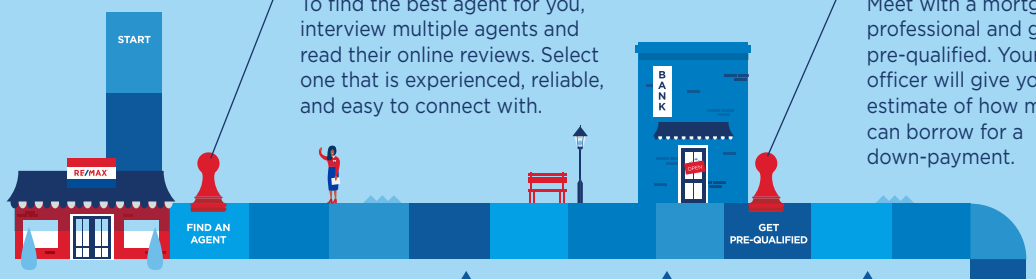

1 Hire a RE/MAX agent
To find the best agent for you, interview multiple agents and read their online reviews. Select one that is experienced, reliable, and easy to connect with.

2 Get pre-qualified
Meet with a mortgage professional and get pre-qualified. Your loan officer will give you an estimate of how much you can borrow for a down-payment.



3 Search for homes
Outline your wants and needs for your future home and start browsing! Your agent will schedule showings and help you find the home of your dreams.

4 Make an offer
You found a home you love! You and your agent will decide on a price and craft an offer.

5 Negotiate with the listing agent
Your agent will negotiate with the listing agent to get you under contract at the best price.

6 Home inspection & appraisal
Hire a home inspector to look for defects in the home and to confirm its condition. Your loan officer will order an appraisal to verify the value of the home.

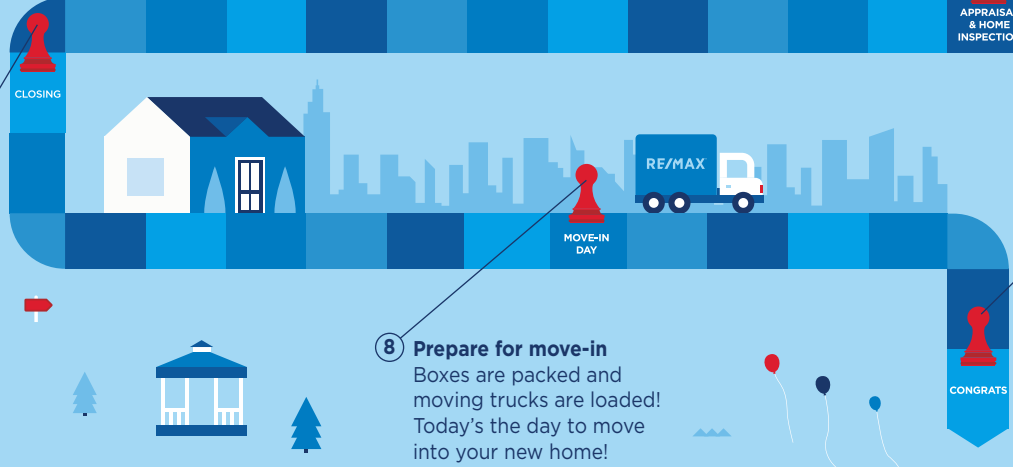

7 Close the deal
Time to sign the papers and officially seal the deal! Bring your funds for the down payment and closing costs, and the title company will transfer ownership of the property! Congrats!

8 Prepare for move-in
Boxes are packed and moving trucks are loaded! Today's the day to move into your new home!

9 Congrats!
You are officially a home-owner! Invite your friends, family, and neighbors over for a house-warming party and enjoy your new home!



©2020 RE/MAX, LLC. Each Office Independently Owned and Operated. 19_302140